

## ***Delivery Performance Reviews***

Customers may time to time send you a Delivery Performance Review (DPR) that describes issues that were found in your shipping or the plants receiving process. DPRs are time critical in that your customer will specify a number of days you have to respond to the review. This may be different per plant within Magna.

### ***Accessing Your DPRs***

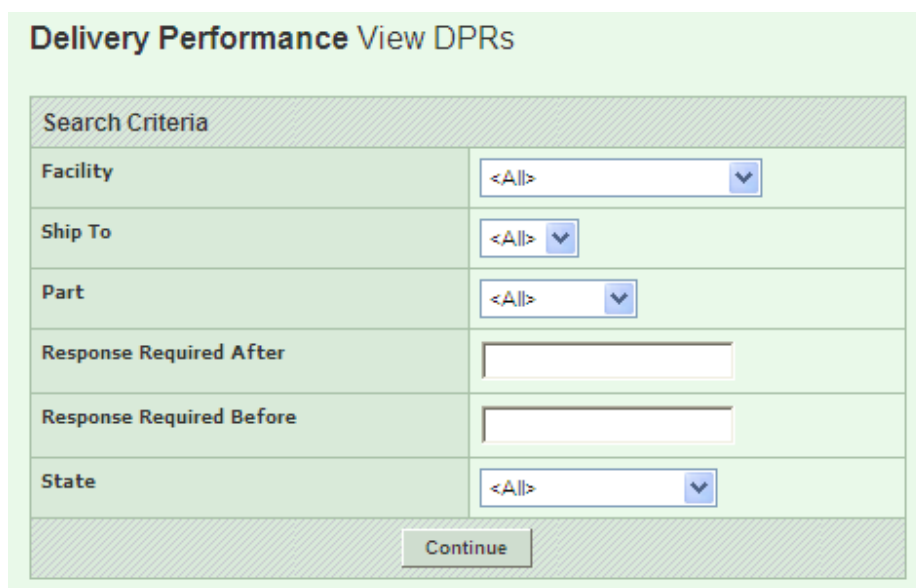
To receive notification of DPRs that have been issued to you, you may use the Alerts and the EMC. Please see the documentation relating to General Access Instructions.

### ***Accessing Your DPRs***

A history of all the DPRs that have been issued to you is available in SupplyWeb by selecting the menu Delivery Performance->View DPRs.



Once selected you will be presented with a typical SupplyWeb selection criteria that will allow you to limit the information you view.



A screenshot of a web form titled 'Delivery Performance View DPRs'. The form has a header 'Search Criteria' and several input fields. The fields are: 'Facility' with a dropdown menu showing '<All>', 'Ship To' with a dropdown menu showing '<All>', 'Part' with a dropdown menu showing '<All>', 'Response Required After' with a text input field, 'Response Required Before' with a text input field, and 'State' with a dropdown menu showing '<All>'. At the bottom of the form is a 'Continue' button.

Search Criteria	
Facility	<All>
Ship To	<All>
Part	<All>
Response Required After	
Response Required Before	
State	<All>

Continue

## SupplyWEB 9.5 – Supplier Training

Once you have selected the criteria and pressed Continue, you will see open and closed DPRs on separate tabs.

Delivery Performance Reviews						
Search Criteria						
Facility	Ship To	Part	Responded After	Responded Before	State	
All	All	All	All	All	All	
Open DPRs						
Details	DPR ID	Facility	Ship To	Part	Response Due Date	State
	23	TRANS4M1 Test System	TRANS4M1 Demo System	110102000	03-13-2008	<input checked="" type="checkbox"/> <input type="checkbox"/>
	20	TRANS4M1 Test System	TRANS4M1 Demo System	110102000	10-19-2007	<input checked="" type="checkbox"/> <input type="checkbox"/>

The DPR can be in one of the three states.

1. *Supplier Notified* the DPR has been sent to you for a response.
2. *Response Submitted* you have responded to the DPR.
3. *Response Approved* the DPR response has been accepted by your customer and the DPR is closed.

The state of the DPR is indicated with both colour and a checkmark. The legend describes the states. Note that the timing of the state is retained to indicate on time or late actions.

Legend	
On Time	<input type="checkbox"/>
Late	<input type="checkbox"/>
Done On Time	<input checked="" type="checkbox"/>
Done Late	<input checked="" type="checkbox"/>



DPRs that are waiting for responses from you have the option to Edit indicated by the pencil icon. DPRs that are waiting for customer review can only be viewed indicated by the eyeglass icon.

### Answering Your DPRs

To answer or view a DPR you can click the icon in the details column. This will display the DPR on your screen in a multi-tab format for different details of the DPR.

Delivery Performance Review		
Shipping Information		
Facility	Ship To	Supplier
TRANS4M1 Test System 123 Any Old Street Anyplace ON A1B 2C3 CANADA	TRANS4M1 Demo System 123 Any Old Street Anyplace ON A1B 2C3 CANADA	Lordstown Test Supplier PO BOX 92052 CHICAGO,IL 60675 UNITED STATES
Part Information	Detail Information	Reasons
Notes	Supplier Information	Action Information
DPR History	Part Information	
Part	Description	
110102000	HFV6 W/P HUB	
Update		

You can navigate through the DPR details by selecting any of the tabs displayed.

Part Information	Detail Information	Reasons	Notes	Supplier Information	Action Information	DPR History
Action Information						
Corrective Action	<input type="text"/>					
Customer Template File	AGC Metrics.xls					
Attached File	<input type="text"/>	<input type="button" value="Browse..."/>	<input type="button" value="Attach File"/>	<input type="button" value="Delete File"/>		
Corrective Date	10-24-2007					
Update						

If the DPR state is waiting for a response from you, the Action Information tab will have fields available for your input. You are required to enter the corrective action and if required or requested, you may attach files to your response.

Once you press the Update button, you will no longer have the option of editing the DPR. It is sent immediately to your customer for review and approval.

### Rejected DPR Responses

Your customer has the option to reject your response to the DPR when submitted. This will return the DPR to state 1 (Supplier Notified) and will require you to resubmit a response.