

Defective Material Notices

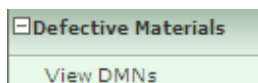
Customers may time to time send you a Defective Material Notice (DMN) that describes issues that were found in your part quality. DMNs are time critical in that your customer will specify a number of days you have to respond with a containment action and a corrective action. This may be different per plant within Magna.

Accessing Your DMNs

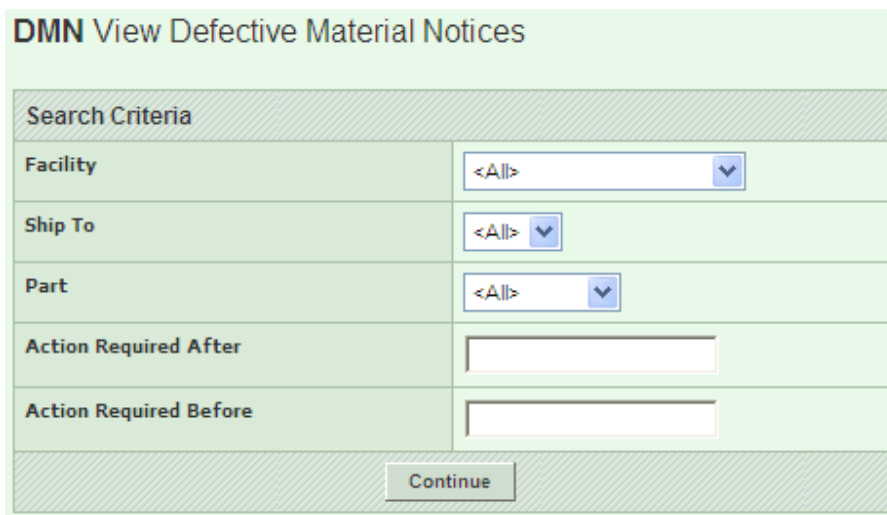
To receive notification of DMNs that have been issued to you, you may use the Alerts and the EMC. Please see the documentation relating to General Access Instructions.

Accessing Your DMNs

A history of all the DMNs that have been issued to you is available in SupplyWeb by selecting the menu Defective Materials ->View DMNs.





Once selected you will be presented with a typical SupplyWeb selection criteria that will allow you to limit the information you view.

A screenshot of a web application form titled 'DMN View Defective Material Notices'. The form has a header section with a shaded background. Below the header, there are five rows of search criteria, each with a label on the left and a corresponding input field on the right. The input fields for 'Facility', 'Ship To', and 'Part' are dropdown menus, each currently showing '<All>' and a downward arrow. The input fields for 'Action Required After' and 'Action Required Before' are empty text boxes. At the bottom of the form, there is a 'Continue' button.

SupplyWEB 9.5 – Supplier Training

Once you have selected the criteria and pressed Continue, you will see open and closed DMNs on separate tabs.

Defective Material Notices						
Search Criteria						
Facility	Ship To	Part	Containment Response Start Date	Containment Response End Date	State	
All	All	All	All	All	All	
Open DMNs		Closed DMNs				
Details	DMN ID	Facility	Ship To	Part	State	
	20	TRANS4M1 Test System	TRANS4M1 Demo System	110102000	<input checked="" type="checkbox"/>	<input type="checkbox"/>
	19	TRANS4M1 Test System	TRANS4M1 Demo System	11516480	<input checked="" type="checkbox"/>	<input checked="" type="checkbox"/>

The DMN can be in one of the three states.

1. *Supplier Notified* the DMN has been sent to you for a response.
2. *Containment Response* you have submitted a containment response to the DMN.
3. *Containment Approved* the DMN containment response has been accepted by your customer.
4. *Corrective Action* you have submitted a Root Cause & Corrective Action response to the DMN.
5. *Corrective Approved* the DMN Root Cause & Corrective Action response has been accepted and the DMN is not closed.

The state of the DMN is indicated with both colour and a checkmark. The legend describes the states. Note that the timing of the state is retained to indicate on time or late actions.

Legend	
On Time	<input type="checkbox"/>
Late	<input type="checkbox"/>
Done On Time	<input checked="" type="checkbox"/>
Done Late	<input checked="" type="checkbox"/>



DMNs that are waiting for responses from you have the option to Edit indicated by the pencil icon. DMNs that are waiting for customer review can only be viewed indicated by the eyeglass icon.

Answering Your DMNs

Answering DMNs is a multi step process with responses and approvals from your customer. To answer or view a DMN you can click the icon in the details column. This will display the DMN on your screen in a multi-tab format for different details of the DMN.

Defective Material Notice		
Shipping Information		
Facility	Ship To	Supplier
TRANS4M1 Test System 123 Any Old Street Anyplace ON A1B 2C3 CANADA	TRANS4M1 Demo System 123 Any Old Street Anyplace ON A1B 2C3 CANADA	Lordstown Test Supplier PO BOX 92052 CHICAGO, IL 60675 UNITED STATES
Part Information	Header Information	Problem Description
Disposition		
Supplier Information		
Action Information		
DMN History		
Part Information		
Part	Description	
110102000	HFV6 W/P HUB	
Update		

You can navigate through the DMN details by selecting any of the tabs displayed.

Part Information	Header Information	Problem Description	Disposition	Supplier Information	Action Information	DMN History
Action Information						
Root Cause	<input type="text"/>					
Containment Response Required	Yes	Corrective Response Required	Yes			
Containment Response Due	03-15-2008	Corrective Response Due	04-03-2008			
Containment Action	<input type="text"/>	Corrective Action	<input type="text"/>			
Containment Date	<input type="text"/>	Corrective Date	<input type="text"/>			
Containment Status	None	Corrective Status	None			
Customer Template		First Corrected Shipment Date	<input type="text"/>			
Attached Files	<input type="text"/> <input type="button" value="Browse..."/> <input type="button" value="AttachFile"/> <input type="button" value="DeleteFile"/>					
Update						

If the DMN state is waiting for a response from you, the Action Information tab will have fields available for your input. You are required to first enter the Containment Action and Containment Date and submit the response. You may also attach files to your response if required or requested.

Once you press the Update button, you will no longer have the option of editing the DMN. It is sent immediately to your customer for review and approval at this stage.

SupplyWEB 9.5 – Supplier Training

After the customer has reviewed your containment response, the entry will be accepted.

Part Information	Header Information	Problem Description	Disposition	Supplier Information	Action Information	DMN History
Action Information						
Root Cause	<input type="text" value="Root Cause"/>					
Containment Response Required	Yes	Corrective Response Required	Yes			
Containment Response Due	10-25-2007	Corrective Response Due	11-07-2007			
Containment Action	<input type="text" value="Containment"/>	Corrective Action	<input type="text" value="Corrective"/>			
Containment Date	<input type="text" value="10-24-2007"/>	Corrective Date	<input type="text" value="10-24-2007"/>			
Containment Status	Accepted	Corrective Status	Rejected			
Customer Template		First Corrected Shipment Date	<input type="text" value="10-25-2007"/>			
Attached Files	<input type="text"/> <input type="button" value="Browse..."/> <input type="button" value="AttachFile"/> <input type="button" value="DeleteFile"/>					
<input type="button" value="Update"/>						

The next step of the process is the entry of your root cause and corrective action. Although you may enter all of the information for containment, corrective and root cause, the customer may not approve both steps at the same time.

Rejected DMN Responses

Your customer has the option to reject your response to the DMN when submitted. This will return the DMN to a state that is waiting for you to correct and resubmit your response.